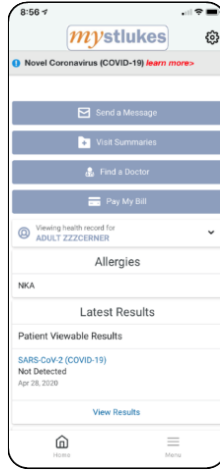
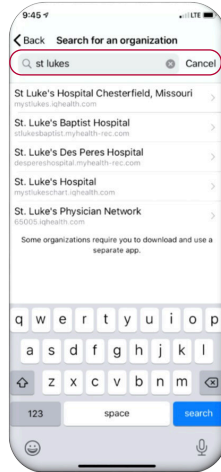


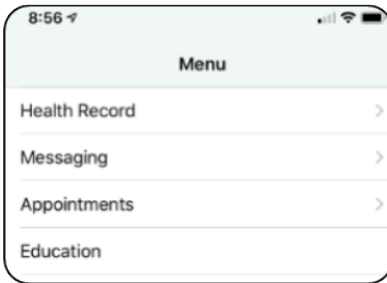
# Joining a Portal Televisit Appointment via HealthLife App

**1.** To begin, login to the app and navigate Menu in the lower right corner.

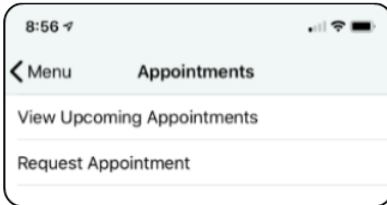
\*Make sure to choose **St. Luke's Chesterfield** for any of the SLMG Doctors for first app Use.



**2.** Click **"Appointments"**.

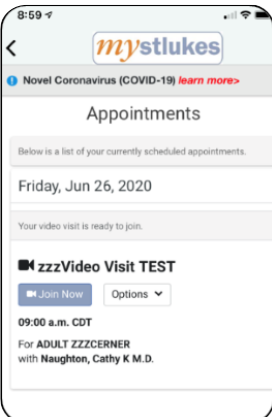


**3.** Click **"View Upcoming Appointments"**.

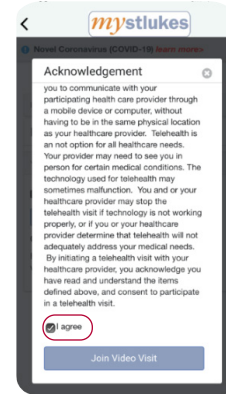


*\* If you are taking a call on your cell phone, please disconnect before proceeding to the next step.*

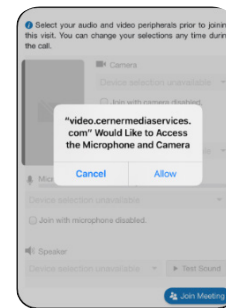
**4.** Click **"Join Now"** under your upcoming appointment.



**5.** Click **"I Agree"** to the Telehealth.



**6.** Allow your Microphone and Camera.



**7.** Ensure your camera is working, along with speaker and microphone and click **"Join Meeting"**.

