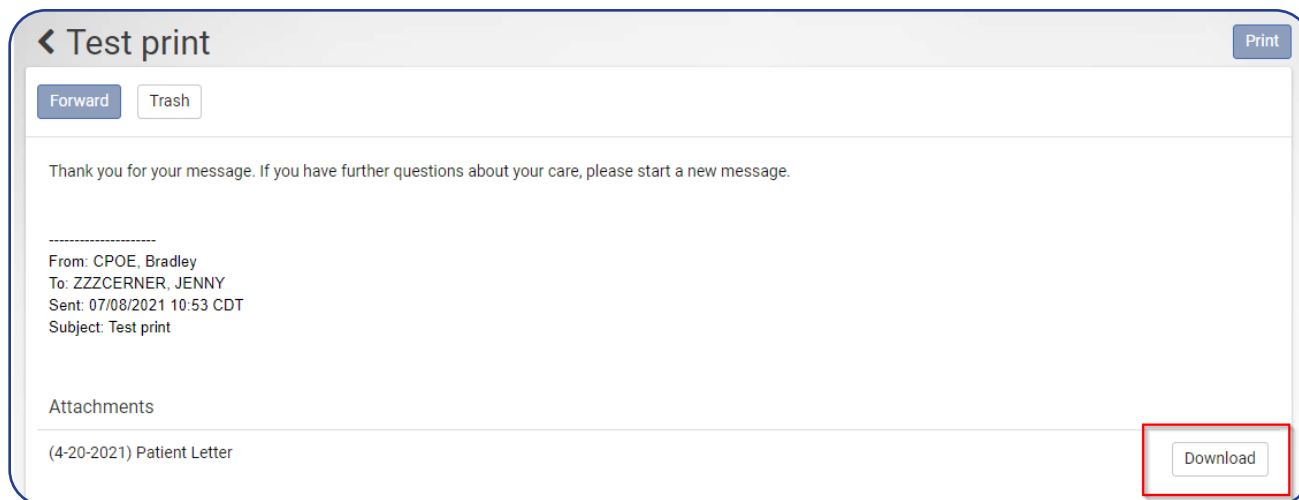


# Printing Attachments from the MyStLukes Portal: Internet Explorer & Microsoft Edge

1. When you open the message, select “Download” under “Attachments.”

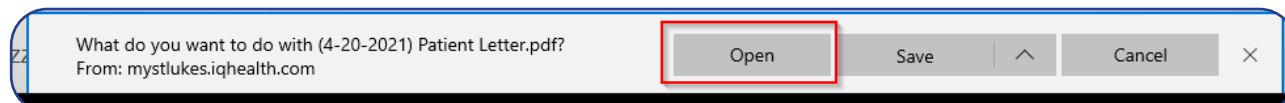


2. Select the pop-up in the bottom left-hand corner.


*Internet Explorer:*



*Microsoft Edge:*



3. This will open the attachment as a PDF and from there you can print it. Select the printer icon or “Ctrl + P”.



4. Follow your normal printing prompts.

# Printing Attachments from the MyStLukes Portal: Internet Explorer & Microsoft Edge

5. If you want to save the document, select “Download” and follow your normal save prompts.

